


# A SHEER ENDLESS VARIETY OF DESIGN OPTIONS – WITH BEMO




METALS




Aluminium



Steel



Copper




Stainless steel




Titanium zinc

SURFACES



Stucco



Brushed



Zinc-aluminium




Pre-weathered




BEMO-FLON®


HOLE PATTERNS




Rv 3-5




Rv 5-8



SW 11-14



Qd 7.5-11.5



Lg 1x20-2.5x24

COLOURS



Anthracite metallic



Silver metallic




Grey metallic



Eurazinc




Sandstone metallic



Red Terra metallic




Naturalgreen metallic




Bronze metallic (504)




Ink Black (326)




Smoke Silver (501)



Grey metallic (502)



Champagne Silver (503)



Deep Grey metallic (505)



Copper Metallic



Sunrise Silver (600)



Intense Red 75



Intense Yellow 75



Intense Orange 75



Intense Blue 75



Intense Green 75



Anodized B 10



Anodized B 20



Anodized B 30



Anodized B 40

The colours shown are non-binding samples. The shades may differ from the original colours on our metal profiles.